



# Why Phonics Fun?

**A**rrival at school brings many new experiences; perhaps most importantly, the experience of learning to read. The activities in this book are designed to strengthen your child's phonemic awareness and phonics skills. Children need to have a strong understanding of spoken language before they can understand written language. Phonemic awareness focuses on the sounds used to form spoken words, phonics instruction associates sounds to written symbols (i.e. the alphabet). Together they help children develop word-recognition skills, namely the ability to 'sound out' unknown words. Mastering sound-symbol relationships gives beginning readers the confidence and ability to decode new words. To become skilled readers, children must internalise these sound-symbol relationships in order to read words without having to sound them out letter by letter or part by part.

Upon your child's completion of each activity, use the provided incentive chart and stickers to track progress and celebrate your child's success.

## SKILLS

- Individual letter sounds
- Beginning and ending sounds
- Short vowels
- Long vowels
- Blends
- Rhyming
- Word families
- Spelling
- Vocabulary

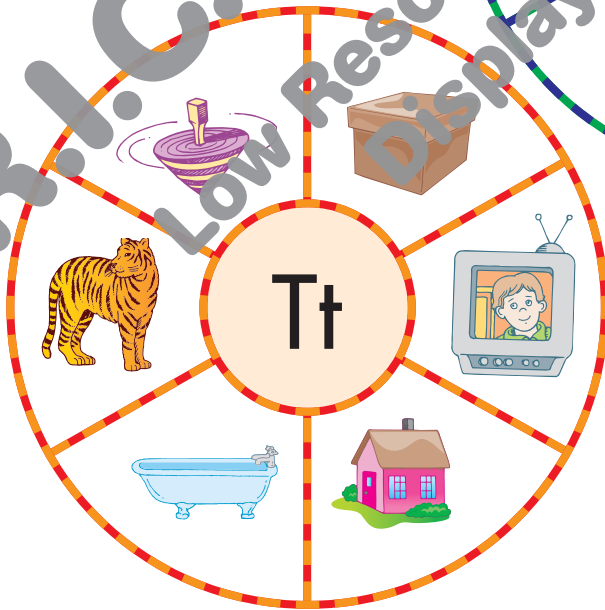

## HOW YOU CAN HELP SUPPORT LEARNING


- Read the directions with your child.
- Complete activities together.
- If something is too challenging, calmly put it aside and revisit it at another time.
- Draw your child's attention to the sounds of his or her language with silly songs and nursery rhymes.
- Read and re-read stories together.
- Have your child listen to and chant along with audio versions of stories.



# Beginning Sound Wheels

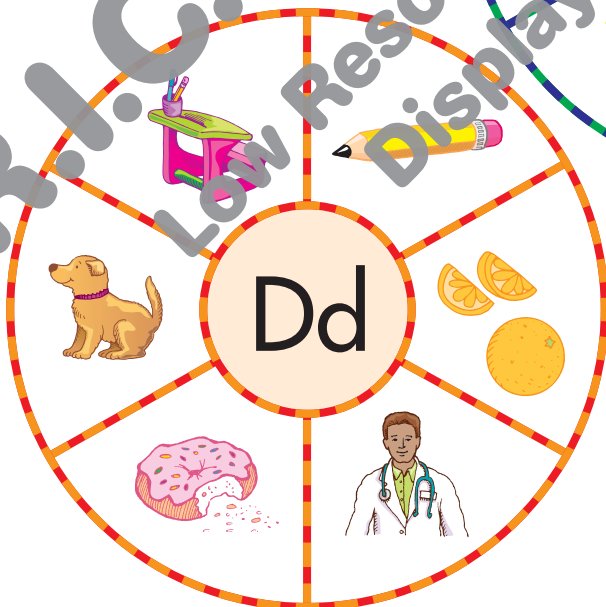


Look at the letters in the middle of each circle. Say the name of each picture around the circle. Circle the pictures whose name **begins** with that letter **sound**.






# What Begins With ...

Look at the letters in the middle of each circle. Say the name of each picture around the circle. Circle the pictures whose name **begins** with that letter **sound**.





# More Beginning Sounds

Look at the letters in the middle of each circle. Say the name of each picture around the circle. Circle the pictures whose name **begins** with that letter **sound**.

**Cc**

**Ff**

**Hh**



# Beginning Consonant Sounds

Draw a line from each letter to the picture **beginning** with that **sound**.

v



p



s






q



k



w



R.I.C. Publications  
Low Resolution Images  
Display Copy